














SUBLIME

65% Cotone Egitto Makò
Cotton Baumwolle Coton
35% Lana Vergine Merino Extrafine
New Wool Wolle Laine Vierge



 10 per 50 g cond.
 4^{1/2} - 5^{1/2}
 110 m ± per 50 g
 10x10 cm
 T48 500/550 g
 T42 400/450 g
 J 10 300/350 g









804



805



806



815



817



816



820



809



880



885



Stampe Tweed



846



847



848



850



851



852